

WOS Series | Above-Ground Oil/Water/Solids Separators

The mechanical oil/water separator systems are designed to remove free oils before discharging to your sanitary sewer. The oil/water/solids separators will reduce the amount of suspended solids while removing hydrocarbons to meet local sanitary sewer discharge requirements.



The WOS Series consists of above-ground oil/water/solids separators designed to discharge equipment and vehicle wash water into sanitary sewers.

The WOS Series offers the following features:


- Ozone
- Stainless-steel tank
- Capability of handling oil and solids conveniently
- Takes up an extremely small footprint
- Easy to maintain
- CSA approved control panel which meets the requirements of the US and Canadian standards for an Industrial Control Panel
- 1.0 HP surface-mount sump pump



WOS-15-0M10 with continuous recirculation option, WX-0001



CSA listed NEMA-4 rated corrosion-proof control panel for safe and reliable operation



Sloped bottom design for easier solids removal



| Model Number | Flow Rate | Coalescing Media | Tank Holding Capacity | In-Line Strainer Pump | Power Requirements | Dimensions (LxWxH) | Ship Wt. |
|--------------|-----------|------------------|-----------------------|-----------------------|--------------------|--------------------|----------|
| WOS-15-0M10 | 0-15 GPM | 672 sq. ft. | 170 gallons | 1.0 HP, 120V | 120V, 1Ø, 15.0A | 91x31x40in. | 675 lb. |
| WOS-15-0M30 | 0-15 GPM | 672 sq. ft. | 170 gallons | 1.0 HP, 230V | 208-230V, 3Ø, 5.0A | 91x31x40in. | 675 lb. |
| WOS-30-0M10 | 0-30 GPM | 1,152 sq. ft. | 340 gallons | 1.0 HP, 120V | 120V, 1Ø, 15.0A | 97x50x44in. | 865 lb. |
| WOS-30-0M30 | 0-30 GPM | 1,152 sq. ft. | 340 gallons | 1.0 HP, 230V | 208-230V, 3Ø, 5.0A | 97x50x44in. | 865 lb. |

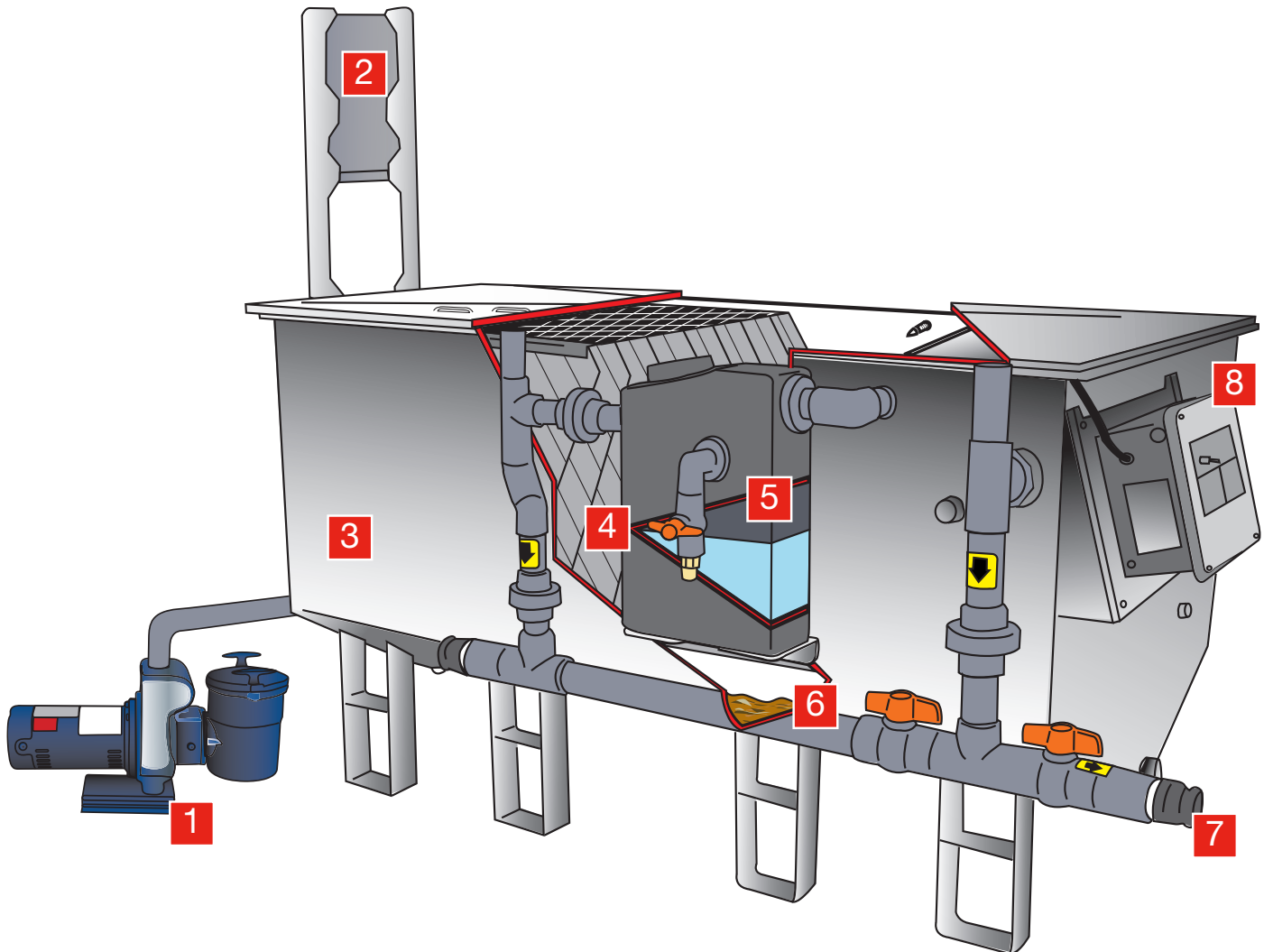
| Options: | | |
|-------------|---|-------------|
| Part Number | Description | Fits Models |
| WX-0001 | Continuous recirculation - Recirculates back to the pit to prevent water from becoming stagnant | All models |
| WX-0057 | 230V, 1Ø - Upgrades 120V model to operate at 230V | WOS-15-0M10 |
| WX-0058 | 460V, 3Ø - Upgrades 208-230V model to operate at 460V | WOS-15-0M30 |
| WX-0059 | 230V, 1Ø - Upgrades 120V model to operate at 230V | WOS-30-0M10 |
| WX-0060 | 460V, 3Ø - Upgrades 208-230V model to operate at 460V | WOS-30-0M30 |

| Accessories: | | |
|--------------|-------------------------------------|---------------|
| Part Number | Description | Fits Models |
| 855-0002 | Replacement media - Initial chamber | WOS-15 models |
| 855-0008 | Replacement media - Main chamber | WOS-30 models |
| 855-0009 | Replacement media - Initial chamber | WOS-30 models |
| 855-0010 | Replacement media - Main chamber | WOS-15 models |

WOS Series | Process and Flow Description



- 1. Surface-Mount Sump Pump** - Untreated wash water is introduced into the system via a 1.0 HP surface-mount sump pump, which is included with the system.
- 2. Corona Discharge Ozone System** - As the wash water is pumped into the oil/water/solids separator, it is injected with a high concentration of ozone via a corona discharge ozone injector system for a “quick kill” of live bacteria on contact. Ozone also breaks up emulsified oils, allowing them to coalesce and float to the top of the tank for separation into the oil decanter.
- 3. Three Stage Stainless-Steel Tank** - As the water flows through the stainless-steel three stage oil/water/solids separator, it changes the overall flow direction several times as it flows around four vertical baffles. The water is slowed down and fine silt and solids drop to the bottom of the tank.
- 4. Bio-Film Generative Media** - As the water progresses through hundreds of square-feet of honey-combed-shaped meshed oleophilic (oil attracting) coalescing media, it will change directions countless times. In this process, mechanically emulsified oil particles are attracted from the water to the oleophilic media and float to the surface.
- 5. Oil Skimmer/Decanter** - Once the oil floats to the water’s surface, it is then skimmed into an oil decanter for easy disposal.
- 6. Sloped Solids Trap** - Fine silt and particles are dropped to the bottom of the sloped stainless-steel tank for easy flushing and disposal of the accumulated solids.
- 7. Discharge Port** - Once the water has been treated, it flows into the final chamber of the stainless-steel tank and is gravity-fed through a 2-inch drain line to the sanitary sewer drain in the floor.
- 8. Electrical Control Panel** - CSA listed NEMA-4 rated corrosion-proof control panel for safe and reliable operation.

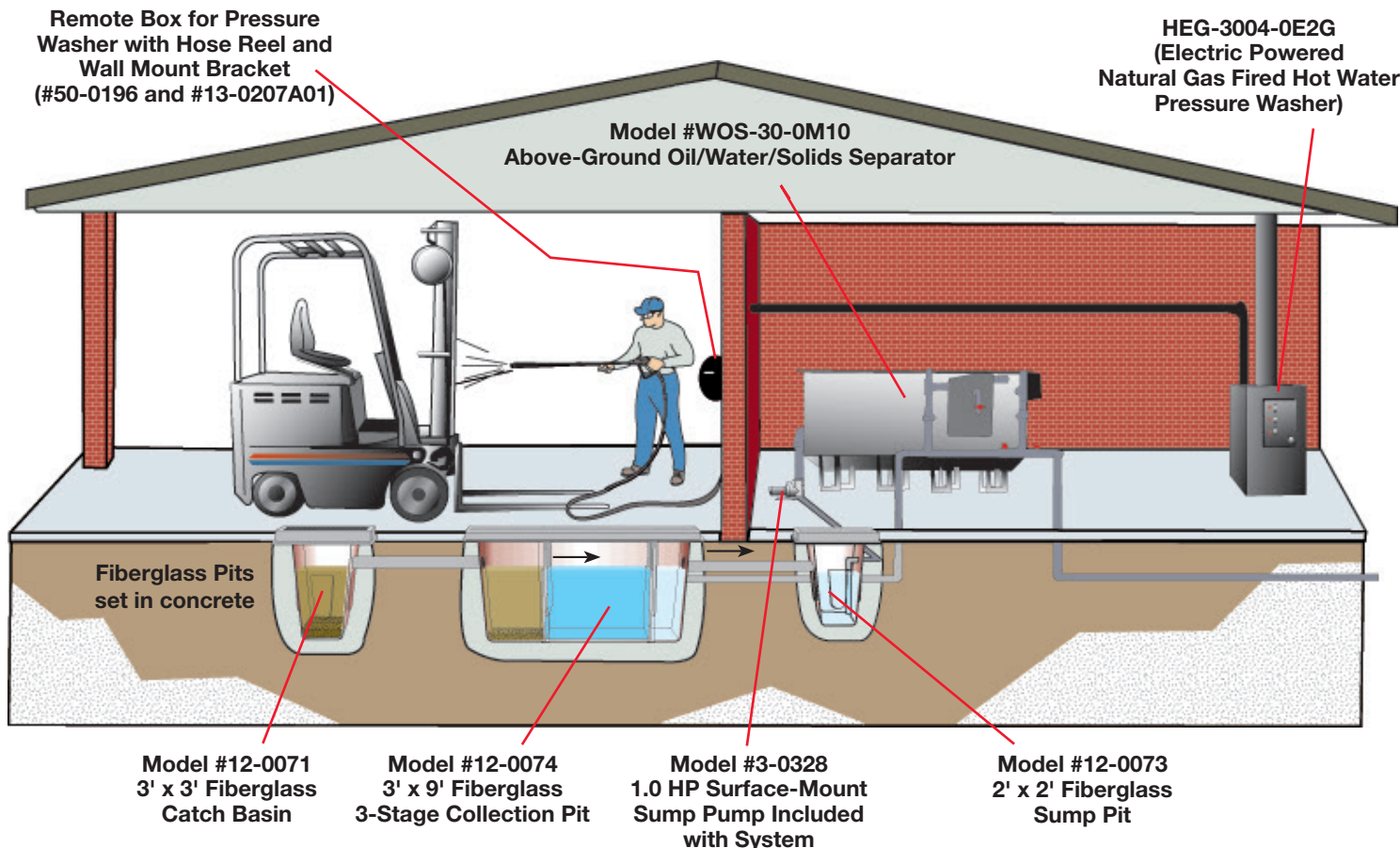


WOS Series | Sample Equipment Wash Pad Application



The WOS Series is perfect for the following applications:

- Rental Yards
- Heavy Equipment Dealers
- Trucking Facilities
- Military Bases
- Truck Rental Fleets
- Diesel Repair Facilities
- Forklift Washing Operations
- Aircraft Maintenance and Restoration
- Shipyards
- Municipalities/State DOTs
- Oil Fields
- Engine Rebuilders and Manufacturers



The Importance of a Proper Pit System

Once equipment is washed, the untreated wash water flows into your pit system. A proper pit system for your application is the first step in proper wash water treatment and a critical element in any wash water recycle system.

Consult your dealer to determine the pit system configuration that works best for your application.

Information on fiberglass pits is available in the Pit Systems Brochure.